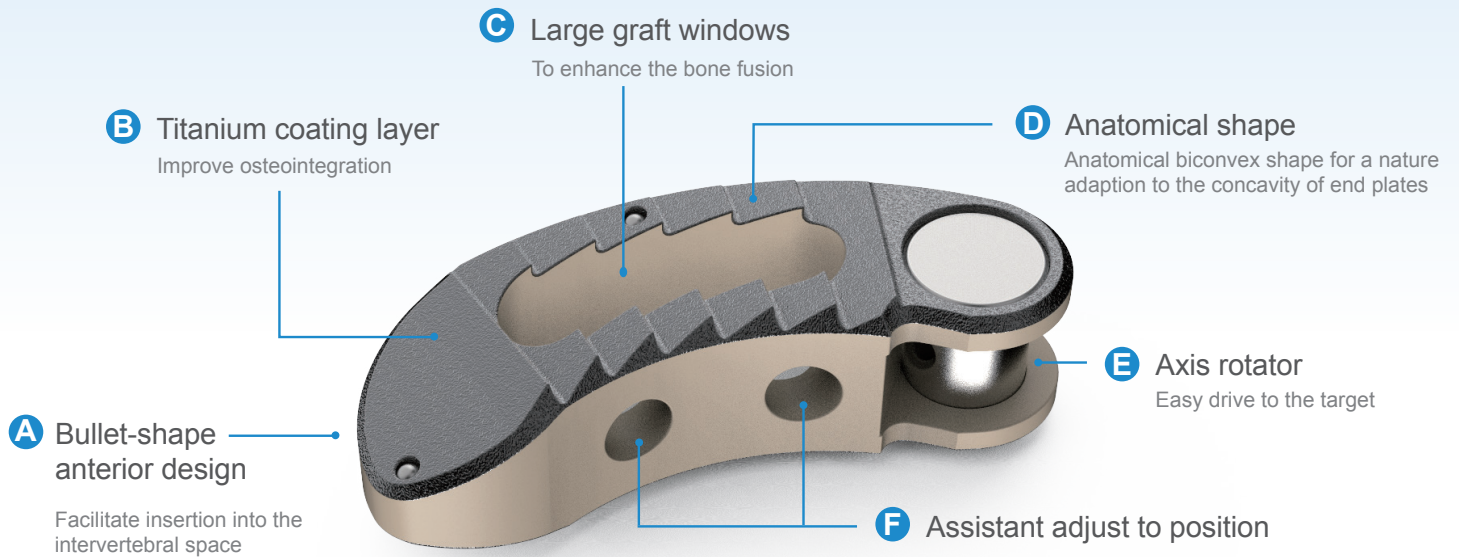
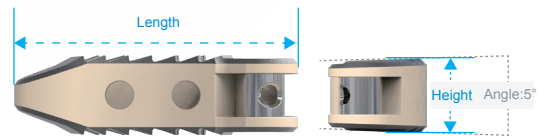




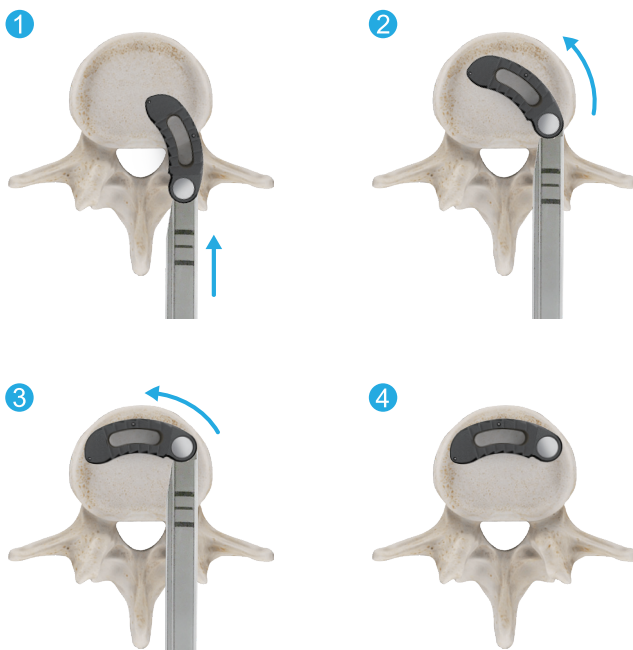
TOP NEW MOON Titanium On PEEK TLIF Lumbar Cage



Specification



Special instrument to adjust cage to right position automatically.



REF	Length (mm)	Height (mm)
21001402608520	26	8.5
21001402609520	26	9.5
21001402610520	26	10.5
21001402611520	26	11.5
21001402612520	26	12.5
21001402613520	26	13.5
21001402614520	26	14.5
21001402808520	28	8.5
21001402809520	28	9.5
21001402810520	28	10.5
21001402811520	28	11.5
21001402812520	28	12.5
21001402813520	28	13.5
21001402814520	28	14.5
21001403008520	30	8.5
21001403009520	30	9.5
21001403010520	30	10.5
21001403011520	30	11.5
21001403012520	30	12.5
21001403013520	30	13.5
21001403014520	30	14.5
21001403208520	32	8.5
21001403209520	32	9.5
21001403210520	32	10.5
21001403211520	32	11.5
21001403212520	32	12.5
21001403213520	32	13.5
21001403214520	32	14.5



TOP New Moon Intervertebral Spacer

Instrument List

Instrument	No.	Description
	SMC-2-SSH06Q	Starter Shaver
	420-07(07)D ~ 07(14)D	Double Grooved Shaver #7 ~ #14
	420-82(08) ~ 82(14)	Lateral Bayonet New Moon Trial #8 ~ #14
	NXL-0104	NEST Lumbar Cage Sliding Hammer
	420-8101A	New Moon Cage Driver
	420-2113	Straight Pusher
	420-2114	Curved Pusher
	420-0101	T-Handle
	420-2120	Bone Impactor
	420-2205	Straight Scraper
	420-2205LR	Curved Curette
	420-8015	Cage Socket
	420-2006	Graft Compactor
	420-0506	Nerve Retractor 6 mm
	420-0508	Nerve Retractor 8 mm
	420-0102	Straight Handle
	420-2116	New Moon Push Rod
	420-2118	New Moon Cam Push
	420-0003	Instrument Tray

